

SPECIFICATIONS

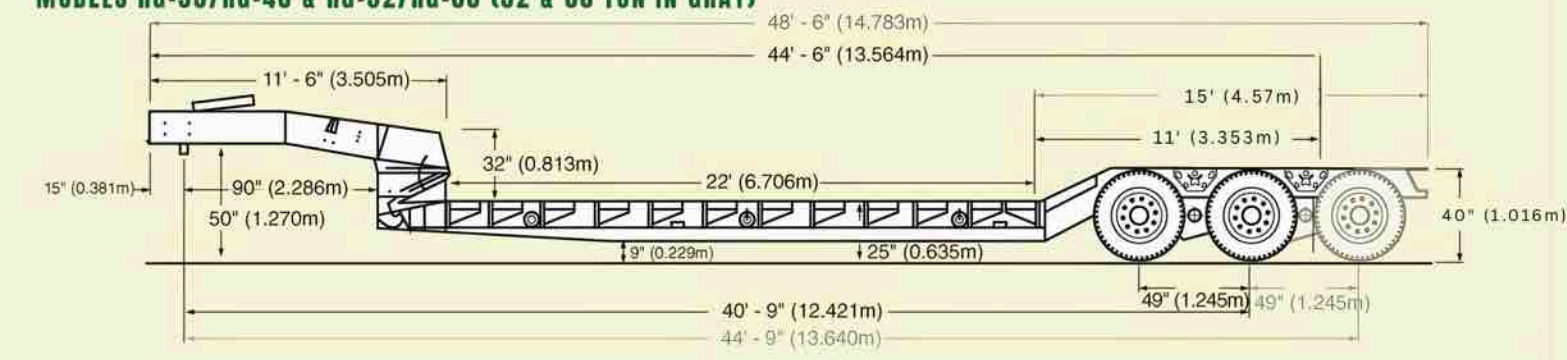
DIMENSIONS AND CAPACITIES

AFFORDABLE. DEPENDABLE. QUALITY. VALUE.

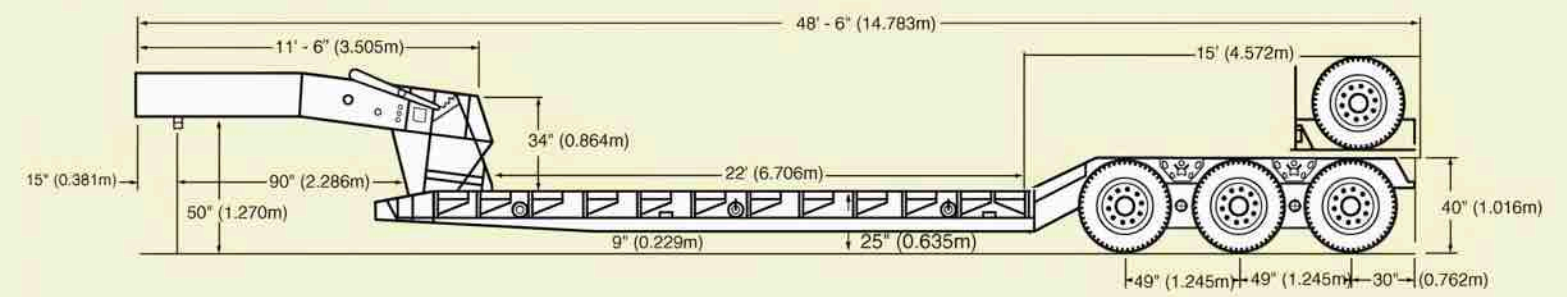


THE HEAVYWEIGHT CHAMPION!

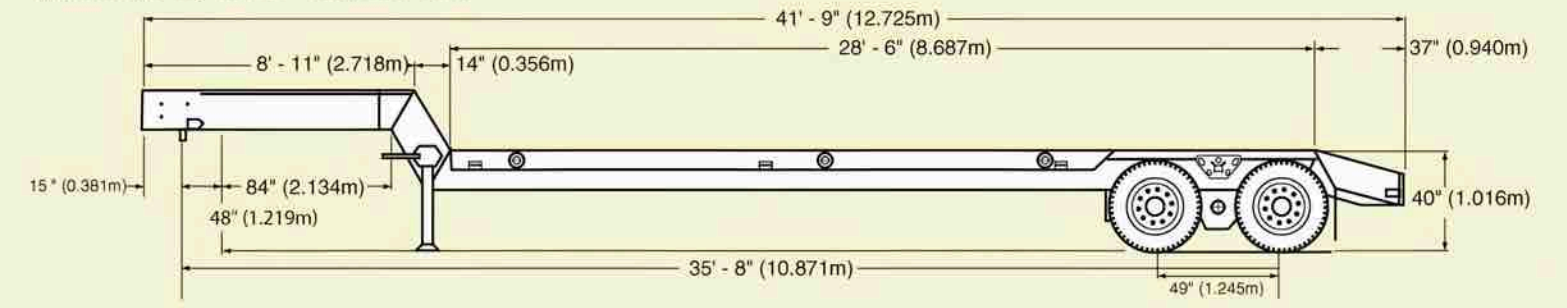
MODELS RG-35/RG-40 & RG-52/RG-60 (52 & 60 TON IN GRAY)



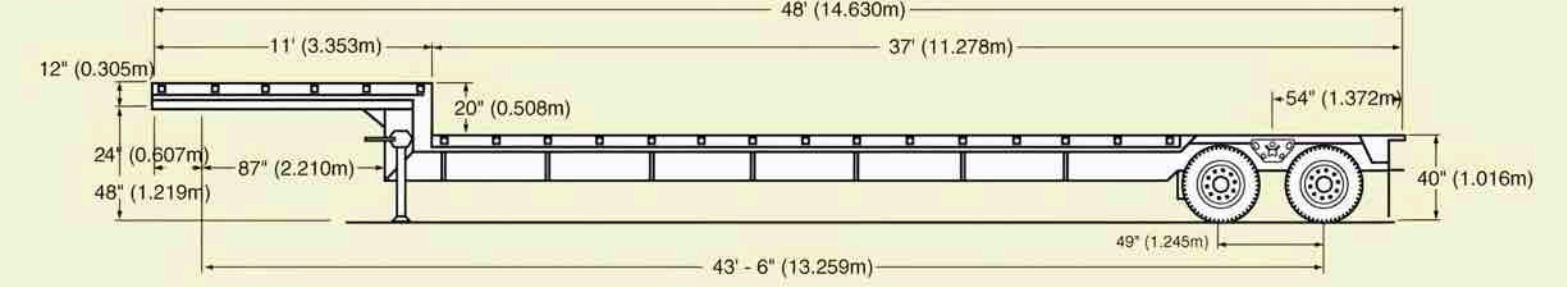
MODEL NGB 70 TRI-AXLE WITH 4TH FLIP AXLE



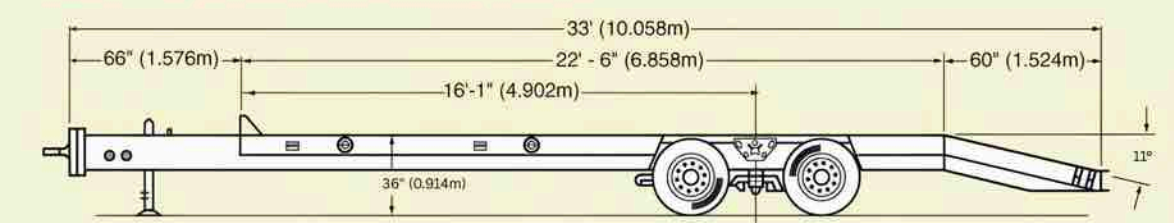
MODEL RN-35 W/36" BEAVER TAIL



MODEL DD-40 W/RUBRAIL AND STAKE POCKETS



MODEL TT-20 W/RUBRAIL AND STAKE POCKETS



NOTE: Additional flip axles ADD 54". Standard beaver tails ADD 36". All models available with spring suspension. Air suspension also available. Other types of suspensions and tire sizes may effect certain dimensions. All dimensions are to the nearest inch. Designs, specifications and dimensions subject to review.

Styles.

- Lowboy
- Drop Side
- Paver
- Rail/beam
- Double Drop Deck
- Rigid neck
- Step Deck
- Flat bed
- Tag trailer
- KPRA compliant

Widths.

- 8' (96")
- 8' 6" (102")
- 9' (108")
- 10' (120")
- 12' (144")

*Axles available to match overall width

Standard Colors.



Standard Features.

- Full width cross members.
- 22' load well with 24 12" swing-out brackets, 2" oak lumber decking & 6 "D" lashing rings.
- 5" round axles 16 1/2" x 7" brakes.
- Hutchens H9700 Heavy Spring suspension, spring and equalizer.
- Low Pro Radials 255/70 x 22.5 wheel assemblies.
- Self-contained Hydraulic system with Honda 13HP engine and key switch electric start.
- Peterson Rubber mounted lights.
- All trailers are painted with high quality acrylic black undercoat, followed by 2 coats of grey epoxy primer to prevent corrosion.
- 2 coats of high gloss acrylic enamel Top coat are applied to provide excellent durability and long lasting color retention.
- All paints are low VOC and lead, mercury and chromate free.
- W8 x 10 Wide Flange Beam Cross Members.

Options.

- 100,000 KSI min. yield high strength steel Main beams.
- Non ground bearing gooseneck.
- Extra deck & gooseneck length.
- Flip or lift axles.
- 5-3/4" axles with a capacity of 30k-50k and 12 1/4" x 7 1/2" brakes.
- Cush or Hendrickson Air Ride or Ride-well Walking Beam suspension.
- Wet line and/or combination hydraulic system.
- Optional 11R 22.5 radial tires.
- Gooseneck fenders.
- Additional hydraulic cylinders.
- Lockable storage in neck, bed or tail
- Front flip ramps.
- Removable load bearing rear covered wheels.
- Extra "D" lashing rings.
- Special deckings.
- Beaver tail.
- Rear ramps: hydraulic & manual.
- Bucket well.
- Boom trough.
- Deck on neck options.
- Pull out outriggers.
- Jeeps.
- Dollies.



WITZCO CHALLENGER TRAILERS



WITZCO CHALLENGER TRAILERS

6101 MCINTOSH RD, SARASOTA FL 34238 • WWW.WITZCO.COM • (941) 922-5301 • FAX: 941-924-2402 • INFO@WITZCO.COM

Your Witzco Challenger Dealer

WITZCO CHALLENGER TRAILERS

WITH MORE THAN 90 YEARS OF STEEL FABRICATION EXPERTISE, WITZCO COMBINES PROVEN CRAFTSMANSHIP WITH MODERN MATERIALS AND ADVANCED WELDING TECHNIQUES TO BUILD SOME OF THE INDUSTRY'S FINEST HEAVY-HAULING TRAILERS. EACH MODEL IS ENGINEERED FOR EXCEPTIONAL PERFORMANCE—NOT ONLY TODAY, BUT FOR YEARS TO COME. THAT'S WHY CUSTOMERS WORLDWIDE—including GOVERNMENT, AGRICULTURE, AND MINING AGENCIES, AS WELL AS THE TRANSPORTATION AND CONSTRUCTION INDUSTRIES—TRUST WITZCO TO HANDLE THEIR TOUGHEST HAULING CHALLENGES. WITZCO CHALLENGER OFFERS A BROAD LINEUP OF TRAILERS DESIGNED TO MEET A WIDE RANGE OF LOAD REQUIREMENTS, INCLUDING LOWBOY, DROP DECK, RIGID NECK, FLATBED, STEP DECK, AND TAG TRAILERS. AS A RECOGNIZED LEADER IN CUSTOM TRAILER MANUFACTURING, WITZCO SPECIALIZES IN CREATING HIGH-CAPACITY, CUSTOM-ENGINEERED SOLUTIONS BUILT TO YOUR EXACT SPECIFICATIONS. FOR UNIQUE OR DEMANDING HAULING NEEDS, OUR TEAM IS READY TO DESIGN A TRAILER THAT FITS YOUR OPERATION. WHEN ONLY THE BEST-BUILT TRAILER WILL DO, CHOOSE WITZCO.

RG-SERIES REMOVABLE GOOSENECK MODELS



Model RG-35



Model RG-52

NGB-SERIES



Model NGB-40 CS
With optional aluminum wheels and KPRA compliant



Model NGB-70
With optional boom trough

OPTIONS POPULAR CHALLENGER OPTIONS



Pull-Out Outriggers



Gooseneck Fenders



Hydraulic Bi-Fold Ramps



Front Flip Ramps

RG-PAVER SERIES



Model NGB-60 Paver

RN-PAVER SERIES



Model RN-52
With hydraulic bi-fold ramps

TT-SERIES



Model TT-20
With beaver tail and spring ramps



Jeep built to customer specifications

PLEASE CALL FOR CUSTOM REQUESTS.

RN-SERIES RIGID NECK MODELS



Model RN-52

Full width neck shown as 10' wide, with optional beaver tail and hydraulic ramps



Model RN-60

Narrow neck with beaver tail, manual spring ramps and optional tire carrier

DD-SERIES DROP DECK MODELS



Model DD-40

With optional driver side sliding winches, beaver tail and spring ramps

SP-SERIES FLAT BED MODEL



Model SP-35

With optional head board and 8 ISO twist locks for 20' & 40' containers

Rear Bucketwell with boom trough, V bumper and diamond plate covered wheels



Deck on Neck

